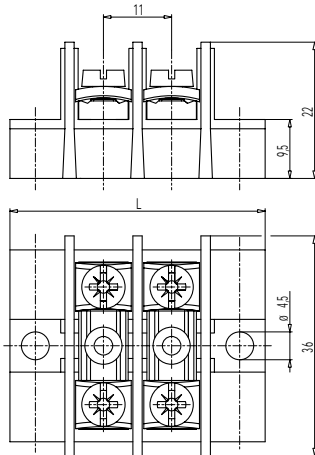


307-PCF

Multi-point screw connector
with grooved flat terminals



The multi-point screw connector 307-PCF in 11 mm pitch is available in 2- to 21-pole design.

They are equipped with grooved flat terminals and are particularly suitable for the mains connection of electrical equipment. They are available in various sizes, pole numbers and types to suit individual applications.

The grooves serve as wire guide and prevent lateral wire offset when fastening the screw connection.

Each one mounting hole is provided on the end of the connector block.

The connector block features a polycarbonate housing with riveted flat tabs according to DIN 41000/12.66

Part Numbers

No. of poles	307-PCF	Length	A *	PU
2	50.880.602	41,3	33,00	112
3	50.880.603	52,3	44,00	84
4	50.880.604	63,3	55,00	64
5	50.880.605	74,3	66,00	56
6	50.880.606	85,3	77,00	48
7	50.880.607	96,3	88,00	40
8	50.880.608	107,3	99,00	36
9	50.880.609	118,3	110,00	32
10	50.880.610	129,3	121,00	32
11	50.880.611	140,3	132,00	28
12	50.880.612	151,3	143,00	20
13	50.880.613	162,3	154,00	24
14	50.880.614	173,3	165,00	42
15	50.880.615	184,3	176,00	42
16	50.880.616	195,3	187,00	21
17	50.880.617	206,3	198,00	21
18	50.880.618	217,3	209,00	63
19	50.880.619	228,3	220,00	16
20	50.880.620	239,3	231,00	70
21	50.880.621	250,3	242,00	16

* = Distance of the two outermost mounting holes

General Information

Pitch	11 mm
No. of poles	2 - 21
Usable with	Cover 3070-B; securing pins BEF-3070




Technical Data

Clamping Range	<i>solid / flexible / AWG</i>		
	0,5 - 4 mm ² / 0,5 - 4 mm ² / 20 - 14 AWG [1] [2] [3]		
Rated Cross Section	4 mm ²		
Wire Stripping Length	12,5 mm ± 0,5 mm		
Overvoltage Category	III	III	II
Pollution Severity Level	3	2	2
Rated Voltage	400 V	630 V	630 V
Rated Impulse Voltage	6 kV	6 kV	6 kV
Rated Insulation Voltage	750 V acc. to EN 60998-1		
Rated Current	32 A		
Torque	1,2 Nm		
Other specifications	Screw terminals are generally suitable for wires with identical wire type / cross-section.		

Material

Moulding	PC, black, V-0
Comparative Tracking Index	CTI 250
Insulating Group	IIIa
Temperature Range	-40°C up to 125°C
Screw terminal	Nickel plated brass
Screw	M4; zinc plated steel, blue passivated
Tubular rivet	Tin plated copper
Washer	Zinc plated steel, blue passivated

Approvals

	Current [A]	Voltage [V]	Group	AWG	[Nm]
	20	300	B	max. 14	1,2
	20	150	C	max. 14	1,2
	20	300	B	18 - 14	1,2
	20	150	C	18 - 14	1,2
					

Options / Accessories

- Consecutive numbering
- Special marking according to drawing
- Marking strips BST-307
- Jumper 307-VS and 307-V
- Cover 3070-B
- Securing pin BEF-3070
- Moulding made of polyamid

[1] with cable lug 6 mm²

[2] Ferrules are required when using flexible or fine-wire conductors.

[3] for 4 mm² flexible wires, only one conductor per clamping unit is possible